


RI-80 SMDH Series Housed Dry Reed Switch



RI-80 SMDH Series

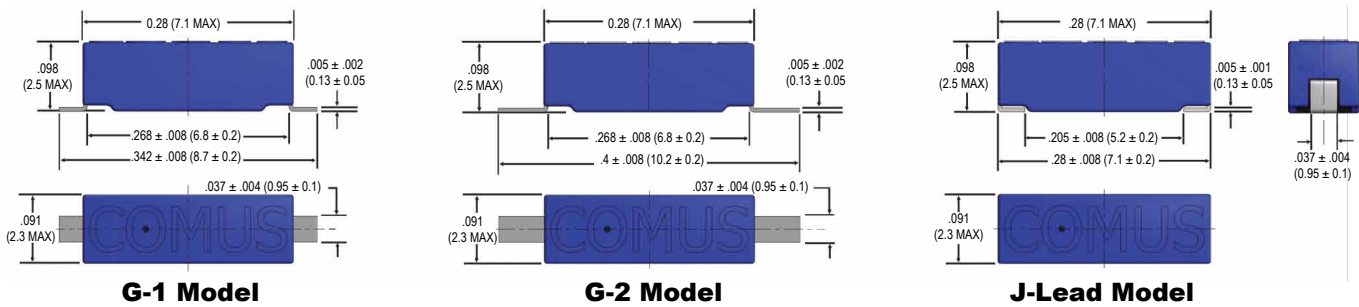
Ultra-micro dry-reed switch hermetically sealed in a gas-filled glass envelope. Single-pole, single-throw (SPST) type, having normally open contacts, and containing two magnetically actuated reeds.

The switch is of the double-ended type and may be actuated by an electro-magnet, a permanent magnet or a combination of both.

RI-80 SMDH Series Features

- Ideal for proximity sensors, telecom & medical applications
- Contact layers: gold, sputtered ruthenium
- Superior glass-to-metal seal and blade alignment
- RoHS Compliant

Dimensions for RI-80 SMDH Series *All Dimension in inches (mm) nominal*



Technical Specifications

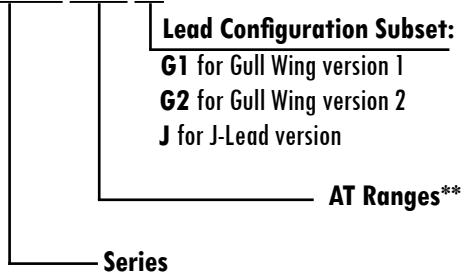
Parameters	Test Conditions	Units	RI-80 SMDH
Operating Characteristics			
Operate Range		AT	5-15**
Release Range		AT	2-13**
Operate Time - including Bounce (typ.)		ms	0.35
Bounce Time (typ.)		ms	0.1
Release Time (max)		µs	20
Resonant Frequency (typ.)		Hz	21300
Electrical Characteristics			
Switched Power (max)		W	5
Switched Voltage DC (max)		V	175*
Switched Voltage AC, RMS value (max)		V	140
Switched Current DC (max)		mA	350
Switched Current AC, RMS value (max)		mA	250
Carry Current DC (max)		A	0.5
Breakdown Voltage (min)		V	230
Contact Resistance (initial max.)		mΩ	160
Contact Resistance (initial typ.)		mΩ	140
Contact Capacitance (max)	without test coil	pF	0.45
Insulation Resistance (min)	RH ≤ 45%	MΩ	10 ⁶

RI-80 SMDH Series Housed Dry Reed Switch

Based on standard RI-80 models

ORDERING INFORMATION

RI80SMDH-XXXX-YY



***Customer specific AT ranges and modifications are possible. Please contact your local sales representative.*

AT-Customization / Performed Leads

Besides the standard models, customized products can also be supplied offering the following options:

- Operate and release ranges to customer specification
- Cropped and/or performed leads

Coils

All characteristics are measured using the Philips Standard Coil. For definitions of the Philips Standard Coil, refer to "Application Notes" in the *Reed Switch Technical & Application Information* Section of this catalog.

Life expectancy and reliability

The life expectancy data given below are valid for a coil energized at 1.25 times the published maximum operate value for each type in the RI-80 SMDH series.

No load conditions (operating frequency: 100Hz)

Life expectancy: min. 10^8 operations with a failure rate of less than 2×10^{-9} with a confidence level of 90%.

End of life criteria:

Contact resistance $> 1\Omega$ after 2 ms

Release time > 2 ms (latching or contact sticking).

Loaded conditions (resistive load: 5V; 100 mA; operating frequency: 170 Hz)

Life expectancy: min. 10^7 operations with a failure rate of less than 10^{-8} with a confidence level of 90%.

End of life criteria:

Contact resistance $> 1\Omega$ after 4 ms

Release time $> .7$ ms (latching or contact sticking)

Switching different loads involves different life expectancy and reliability data. Further information available upon request.

Mechanical Data

Contact arrangement is normally open; lead finish is tinned; and can be mounted in any position.

Shock

The switches are tested in accordance with "IEC 68-2-27", test Ea (peak acceleration 150 G, half sinewave; duration 11 ms). Such a shock will not cause an open switch (no magnetic field present) to close, nor a switch kept closed by an 80 AT coil to open.

Vibration

The switches are tested in accordance with "IEC 68-2-6", test Fc (acceleration 10G; below cross-over-frequency 57 to 62 Hz; amplitude 0.75 mm; frequency range 10 to 2000 Hz; duration 90 minutes.) Such a vibration will not cause an open switch (no magnetic field present) to close, nor a switch kept closed by an 80 AT coil to open.

Mechanical Strength

The robustness of the terminations is tested in accordance with "IEC 68-2-21", test Ua1 (load 10 N).

Operating and Storage Temperature

Operating ambient temperature; min: -55°C ; max: $+125^\circ\text{C}$. Storage temperature; min: -55°C ; max: $+125^\circ\text{C}$. Note: Temperature excursions up to 150°C may be permissible. For more information contact your nearest Comus Group sales office.

Soldering

The switch can withstand soldering heat in accordance with "IEC 68-2-20", test Tb, method 1B: solder bath at $350 \pm 10^\circ\text{C}$ for 3.5 ± 0.5 s. Solderability is tested in accordance with "IEC 68-2-20" test Ta, method 3: solder globule temperature 235°C ; ageing 1b: 4 hours steam.

Welding

The leads can be welded.

Through-hole Reed Switches

The attachment method is typically eutectic soldering. RoHS requires solder with no elemental lead (Pb). SAC alloy (96,5Sn / 3Ag / 0,5Cu) is the most popular choice. Reed switches can be soldered by hand or by wave solder processing. Comus Technology recommends the maximum wave solder temperature (measured at the reed switch leads) as 270°C for 10 seconds. Temperature and time in excess of the recommended levels may result in damage to the reed switch. All of our through-hole reed switches will be compatible with either SAC alloy or eutectic soldering process.

RI-80 SMDH Series Housed Dry Reed Switch

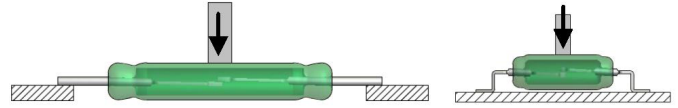
Surface Mounted Reed Switches

The most common method of attachment is by SMD processing - stencil/screen solder paste, then oven reflow. Due to board thickness, component density, and other circumstances that dictate the required reflow temperature, Comus Technology uses a higher temperature solder for all internal connections. We recommend that the temperature (measured at the reed switch leads) does not exceed 260°C for 1 minute. Temperature and time in excess of the recommended levels may result in damage to the reed switch.

Handling Force

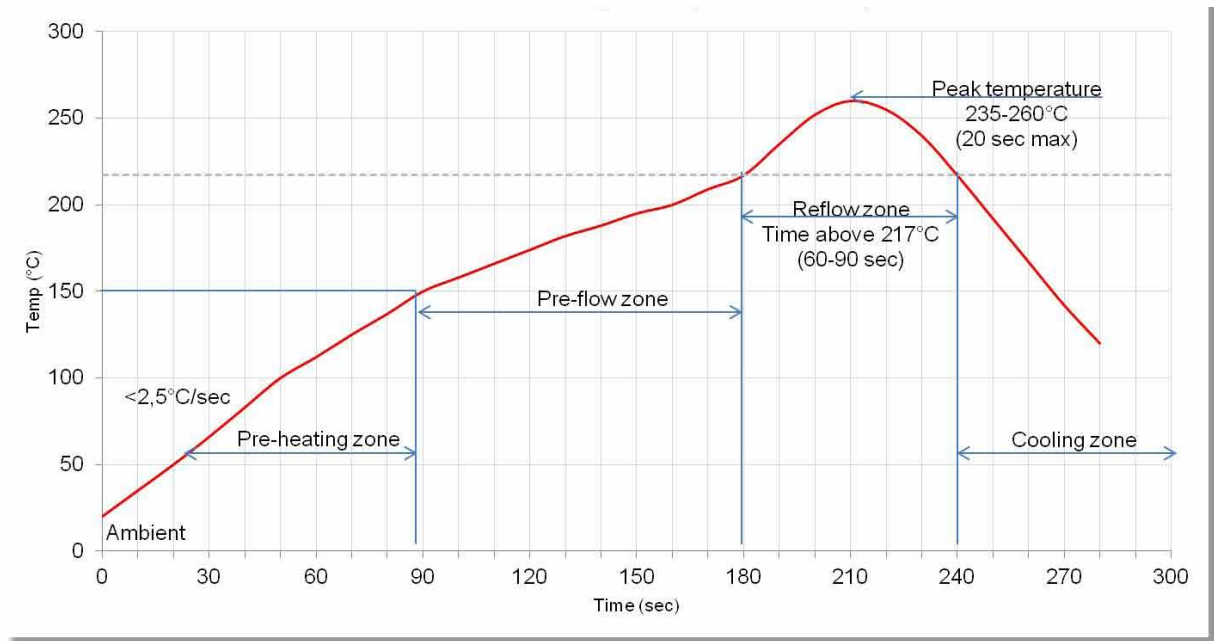
When possible don't add pressure on the glass on placing

the reed switch on a pcb or device. However when handling with a Pick and Place machine the acceptable force on the reed switch is 3N with a max of 5N.



* As part of the company policy of continued product improvement, specifications may change without notice. Our sales office will be pleased to help you with the latest information on this product range and the details of our full design and manufacturing service. All products are supplied to our standard conditions of sale unless otherwise agreed in writing.


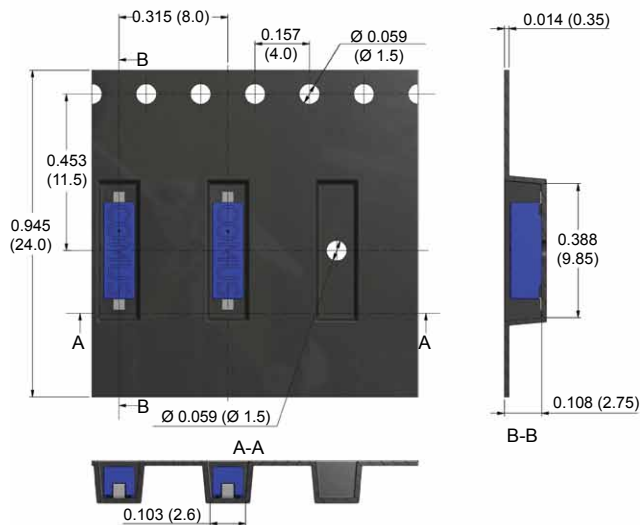
Recommended Soldering Reflow Profile



RI-80 SMDH Series Housed Dry Reed Switch

Dimensions for RI-80 SMDH G1 Tape and Reel

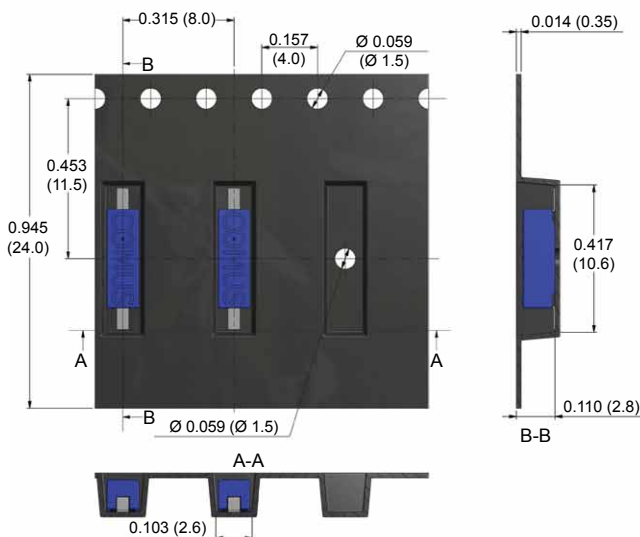
All Dimension in inches (mm) nominal



**packing quantity: 2,000 pieces/reel

Dimensions for RI-80 SMDH G2 Tape and Reel

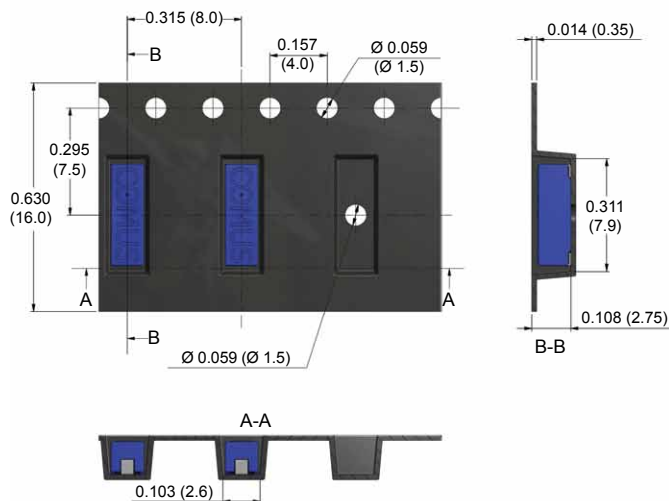
All Dimension in inches (mm) nominal



**packing quantity: 2,000 pieces/reel

Dimensions for RI-80 SMDH J-Lead Tape and Reel

All Dimension in inches (mm) nominal



**packing quantity: 2,000 pieces/reel

RI-80 SMDH Series Housed Dry Reed Switch

ZETTLER electronics GmbH

Junkersstr. 3 D-82178 Puchheim / Germany Tel. + 49 [0] 89 800 97-0 office@ZETTLERelectronics.com
Fax + 49 [0] 89 800 97-200 www.ZETTLERelectronics.com